



SERIES 1930 - DOUBLE-POLE ROCKER SWITCHES IP 65

TO 20 (4) A 250 V AC



PRODUCT FEATURES

- Illuminated and non-illuminated variants with various switching functions
- IP 65 with integrated gasket for high dust and water protection
- Inrush current (capacitive) up to 120 A
- Approval for 400 V
- 100 million times proven switching principle
- Modern rocker design
- High, flexible variety

ON REQUEST

- Other switching functions (e.g. Changeover switch)
- Other terminal types
- Other colors
- Other printing variants
- Other lamp variants
- Cable assembly

Mechanical life endurance	5E4
Operating force	3 - 8 N
Inrush current (capacitive)	120 A 100 A (basic type 1939) 50 A (basic type 1934)
Contact resistance (new condition)	< 100 mOhm (1 A 12 V DC)
Insulation resistance (new condition)	> 100 MOhm (500 V DC)
Proof tracking	250 PTI
Protection type	IP 40 (terminal side), IP 65 (actuating side)
Ambient temperature	terminal side -30 °C ... +105 °C actuating side -30 °C ... +55 °C
Flammability	UL 94 V-2 UL 94 V-0 (housing and socket only)
Glow wire test temperature	850 °C
Material actuator housing terminals	PC / TPU (bellows) PA silver plated
Plug force of the terminals	≤ 80 N
Approval marks	
Suitable for appliances of protection class II	

ROCKER SWITCHES

PUSHBUTTON SWITCHES

TOGGLE SWITCHES

SLIDE SWITCHES

ROTARY SWITCHES

FOOT SWITCHES

TACT AND KEY SWITCHES

SNAP-ACTION SWITCHES

MICRO-SIGNAL SWITCHES

SENSORS

ECO

PUSH/TOGGLE



SERIES 1930 - DOUBLE-POLE ROCKER SWITCHES IP 65

TO 20 (4) A 250 V AC

	ON / OFF switch (DPST)														
	1935.3135	1935.3137	1935.3112	1935.3113	1935.3114	1935.3118	1935.3119	1935.3129	1935.3134	1935.3128	1935.3131	1935.3138	1932.1113	1932.3112	1932.3113
Lighting voltage (V)	400	400	250	250	250	250	250	250	125 - 250	125	125	12			
Actuator color / printing															
Housing color															
20 (4) A 250 V AC 1E4	<input type="checkbox"/>	<input type="checkbox"/>	<input type="checkbox"/>	<input type="checkbox"/>	<input type="checkbox"/>	<input type="checkbox"/>	<input type="checkbox"/>	<input type="checkbox"/>	<input type="checkbox"/>	<input type="checkbox"/>	<input type="checkbox"/>	<input type="checkbox"/>	<input type="checkbox"/>	<input type="checkbox"/>	<input type="checkbox"/>
12 (4) A 250 V AC 1E4															
10 (8) A 400 V AC 5E4	<input type="checkbox"/>	<input type="checkbox"/>													
10 (8) A 250 V AC 5E4	<input type="checkbox"/>	<input type="checkbox"/>	<input type="checkbox"/>	<input type="checkbox"/>	<input type="checkbox"/>	<input type="checkbox"/>	<input type="checkbox"/>	<input type="checkbox"/>	<input type="checkbox"/>	<input type="checkbox"/>	<input type="checkbox"/>	<input type="checkbox"/>	<input type="checkbox"/>	<input type="checkbox"/>	<input type="checkbox"/>
10 A 12 V DC												<input type="checkbox"/>			
6 (4) A 250 V AC 5E4															
16 A 250 V AC 1 HP	<input type="checkbox"/>	<input type="checkbox"/>	<input type="checkbox"/>	<input type="checkbox"/>	<input type="checkbox"/>	<input type="checkbox"/>	<input type="checkbox"/>	<input type="checkbox"/>	<input type="checkbox"/>	<input type="checkbox"/>	<input type="checkbox"/>		<input type="checkbox"/>	<input type="checkbox"/>	<input type="checkbox"/>
16 A 125 V AC 3/4 HP	<input type="checkbox"/>	<input type="checkbox"/>	<input type="checkbox"/>	<input type="checkbox"/>	<input type="checkbox"/>	<input type="checkbox"/>	<input type="checkbox"/>	<input type="checkbox"/>	<input type="checkbox"/>	<input type="checkbox"/>	<input type="checkbox"/>		<input type="checkbox"/>	<input type="checkbox"/>	<input type="checkbox"/>
16 A 125 V AC 1/3 HP											<input type="checkbox"/>				
14 A 250 V AC 3/4 HP															
14 A 250 V AC 1/2 HP															
14 A 125 V AC 1/3 HP															
14 A 125 V AC 1/4 HP															
12 A 250 V AC 1 HP															
12 A 125 V AC 1/2 HP															
Terminal type															
Terminal description	6.3	6.3	6.3	6.3	6.3	6.3	6.3	6.3	6.3	6.3	6.3	6.3	4.8	6.3	6.3
Contact distance (mm)	≥ 3	≥ 3	≥ 3	≥ 3	≥ 3	≥ 3	≥ 3	≥ 3	≥ 3	≥ 3	≥ 3	≥ 3	≥ 3	≥ 3	≥ 3
Contact material	Ag	Ag	Ag	Ag	Ag	Ag	Ag	Ag	Ag	Ag	Ag	Ag	Ag	Ag	Ag
EN 60335 cap. 30 conform "G"															
Miscellaneous							bellows anthracite								
Stock version			<input type="checkbox"/>	<input type="checkbox"/>	<input type="checkbox"/>	<input type="checkbox"/>								<input type="checkbox"/>	


- ROCKER SWITCHES
- PUSHBUTTON SWITCHES
- TOGGLE SWITCHES
- SLIDE SWITCHES
- ROTARY SWITCHES
- FOOT SWITCHES
- TACTILE KEY SWITCHES
- SNAP-ACTION SWITCHES
- MICRO-SIGNAL SWITCHES
- SENSORS
- ECC
- PUSH/ROTARY



SERIES 1930 - DOUBLE-POLE ROCKER SWITCHES IP 65

TO 20 (4) A 250 V AC



- ROCKER SWITCHES
- PUSHBUTTON SWITCHES
- TOGGLE SWITCHES
- SLIDE SWITCHES
- ROTARY SWITCHES
- FOOT SWITCHES
- TACTILE KEY SWITCHES
- SNAP-ACTION SWITCHES
- MICRO-SWITCHES
- SENSORS
- ECC
- PUSH/DOME

<div style="text-align: center;">  <p>double-pole</p> </div>	ON / OFF switch (DPST)								Normally closed contact (DPNC)		Normally open contact (DPNO)		
	1932.3114	1932.3116	1932.3118	1932.3130	1932.3131	1932.3132	1932.3136	1932.3137	1932.3412	1932.3312	1932.3314	1935.3218	1932.3413
Lighting voltage (V)												250	
Actuator color / printing													
Housing color													
20 (4) A 250 V AC 1E4	<input type="checkbox"/>	<input type="checkbox"/>	<input type="checkbox"/>	<input type="checkbox"/>	<input type="checkbox"/>	<input type="checkbox"/>	<input type="checkbox"/>	<input type="checkbox"/>	<input type="checkbox"/>				
12 (4) A 250 V AC 1E4													
10 (8) A 400 V AC 5E4													
10 (8) A 250 V AC 5E4	<input type="checkbox"/>	<input type="checkbox"/>	<input type="checkbox"/>	<input type="checkbox"/>	<input type="checkbox"/>	<input type="checkbox"/>	<input type="checkbox"/>	<input type="checkbox"/>	<input type="checkbox"/>				
10 A 12 V DC													
6 (4) A 250 V AC 5E4													
16 A 250 V AC 1 HP	<input type="checkbox"/>	<input type="checkbox"/>	<input type="checkbox"/>	<input type="checkbox"/>	<input type="checkbox"/>	<input type="checkbox"/>	<input type="checkbox"/>	<input type="checkbox"/>	<input type="checkbox"/>				
16 A 125 V AC 3/4 HP	<input type="checkbox"/>	<input type="checkbox"/>	<input type="checkbox"/>	<input type="checkbox"/>	<input type="checkbox"/>	<input type="checkbox"/>	<input type="checkbox"/>	<input type="checkbox"/>	<input type="checkbox"/>				
16 A 125 V AC 1/3 HP				<input type="checkbox"/>									
14 A 250 V AC 3/4 HP													
14 A 250 V AC 1/2 HP													
14 A 125 V AC 1/3 HP													
14 A 125 V AC 1/4 HP													
12 A 250 V AC 1 HP													
12 A 125 V AC 1/2 HP													
Terminal type													
Terminal description	6.3	6.3	6.3	6.3	6.3	6.3	6.3	6.3	6.3	6.3	6.3	6.3	6.3
Contact distance (mm)	≥ 3	≥ 3	≥ 3	≥ 3	≥ 3	≥ 3	≥ 3	≥ 3	≥ 3	≥ 3	≥ 3	≥ 3	≥ 3
Contact material	Ag	Ag	Ag	Ag	Ag	Ag	Ag	Ag	Ag	Ag	Ag	Ag	Ag
EN 60335 cap. 30 conform "G"				<input type="checkbox"/>	<input type="checkbox"/>	<input type="checkbox"/>		<input type="checkbox"/>	<input type="checkbox"/>				
Miscellaneous					bellows white		bellows red		single-pole occupied				
Stock version													<input type="checkbox"/>



SERIES 1930 - DOUBLE-POLE ROCKER SWITCHES IP 65

TO 20 (4) A 250 V AC

<div style="display: flex; justify-content: space-around;"> <div>  </div> <div>  </div> </div> <p>double-pole</p>		Changeover switch (DPDT)			Changeover switch with OFF position in the center (DPDT - Center OFF)																		
		1934.3112	1934.3114	1934.2114	1939.3119	1939.3125	1939.3312	1939.3314	1939.3318	1939.0454													
Lighting voltage (V)																							
Actuator color / printing																							
Housing color																							
20 (4) A 250 V AC 1E4																							
12 (4) A 250 V AC 1E4																							
10 (8) A 400 V AC 5E4																							
10 (8) A 250 V AC 5E4		<input type="checkbox"/>	<input type="checkbox"/>																				
10 A 12 V DC																							
6 (4) A 250 V AC 5E4				<input type="checkbox"/>																			
16 A 250 V AC 1 HP																							
16 A 125 V AC 3/4 HP																							
16 A 125 V AC 1/3 HP																							
14 A 250 V AC 3/4 HP																							
14 A 250 V AC 1/2 HP																							
14 A 125 V AC 1/3 HP																							
14 A 125 V AC 1/4 HP																							
12 A 250 V AC 1 HP		<input type="checkbox"/>	<input type="checkbox"/>	<input type="checkbox"/>																			
12 A 125 V AC 1/2 HP		<input type="checkbox"/>	<input type="checkbox"/>	<input type="checkbox"/>																			
Terminal type																							
Terminal description		6.3	6.3		6.3	6.3	6.3	6.3	6.3	6.3													
Contact distance (mm)		≥ 3	≥ 3	≥ 3	≥ 3	≥ 3	< 3	< 3	< 3	< 3													
Contact material		Ag	Ag	Ag	Ag	Ag	Ag	Ag	Ag	Au													
EN 60335 cap. 30 conform "G"																							
Miscellaneous							momentary function both sides	momentary function both sides	momentary function both sides	single-pole occupied / momentary function both sides													
Stock version					<input type="checkbox"/>	<input type="checkbox"/>	<input type="checkbox"/>	<input type="checkbox"/>	<input type="checkbox"/>														





SERIES 1930 - DOUBLE-POLE ROCKER SWITCHES IP 65

TO 20 (4) A 250 V AC

ROCKER SWITCHES

PUSHBUTTON SWITCHES

TOGGLE SWITCHES

SLIDE SWITCHES

ROTARY SWITCHES

FOOT SWITCHES

TACTILE KEY SWITCHES

SNAP-ACTION SWITCHES

MICRO-SIGNAL SWITCHES

SENSORS

ECD

PUSHBUTTONS

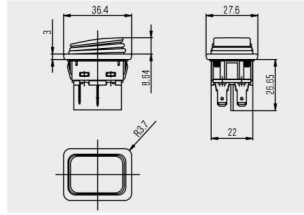


Basic types 1932, 1934, 1935 and 1939 double-pole

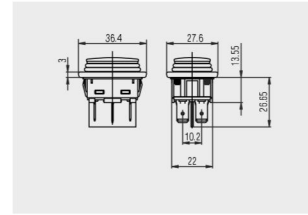


X = Wall thickness

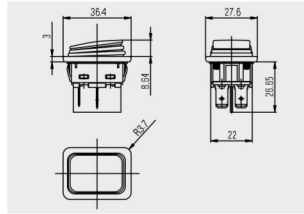
x	y	z
0.75 ... 1.25	30 ^{+0.1}	22 ^{+0.2}
1.25 ... 3	30.2 ^{+0.1}	22 ^{+0.2}



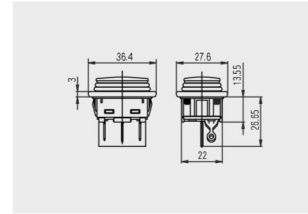
Quick-connect terminal 4.8 x 0.8 basic type 1932



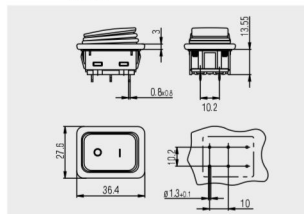
Quick-connect terminal 6.3 x 0.8 basic type 1939



Quick-connect terminal 6.3 x 0.8 basic types 1932, 1934 and 1935



Solder terminal basic type 1939



PCB terminal basic type 1934



Sunken installation recommended for IP 65

A correct assembly and examination on tightness according to IP 65 in the equipment must be ensured by the customer.



Block connector 217.954.011

Block connector for cable connection for the double-pole versions of the rocker switch series 1830 und 1930.

Used with the standard timer plug AMP 0-927 936-1